



LONGBOARD®
INSPIRING ARCHITECTURE

CARE & MAINTENANCE GUIDE

While Longboard Finishes require almost zero maintenance, we recommend periodic cleaning to keep the product looking its best.

Things to consider for care and maintenance:

- Application & product
- Surface Soil levels
- Geographic location
- Direct contact environments

Initial Cleaning After Installation

Your Longboard products should be cleaned immediately after installation. This is to remove any construction dust, aluminum shavings or other contaminants which may increase the risk of a permanent blemish.



Cleaning should be done in mild weather, and never in direct sunlight if avoidable. Always complete a test patch on an inconspicuous area to ensure your detergent is suitable for the surface.



For water and mild detergent, use a pH range of 5-9. Anything safe for your hands will be safe on your Longboard surface.



Use a garden hose with spray nozzle, pressure washer is not recommended.



After cleaning it is recommended that an inspection be done to check the seams, sills, and any crevasse for water. Any pooling in these areas should be wiped up.



Light surface soil level

- Start your cleaning at the top of the building and work your way down
- Use moderate water pressure to dislodge the dirt
- If required use a soft sponge or brush and a mild detergent with uniform pressure
- Rinse thoroughly and let dry



Medium surface soil level







- If required, use a nylon cleaning pad by following the woodgrain pattern
- Rinse thoroughly with water




Heavy surface soil level

- If required, use a more aggressive solvent to clean the Longboard. However, the use of solvents may deteriorate the coatings with prolonged use. As noted above a test patch should always be performed on a sample piece prior to cleaning the product.
- Rinse thoroughly with water

Recommended Cleaning Schedule



ENVIRONMENT AT LOCATION OF INSTALL		FREQUENCY
 AGGRESSIVE/ACTIVE JOB SITES		EVERY MONTH
 INDUSTRIAL		3 MONTHS
 CHLORINATED POOLS		3 MONTHS
 COASTAL		3 MONTHS
 TROPICAL		6 MONTHS
 NON AGGRESSIVE		ANNUAL

Graffiti Removal

Standard Woodgrain
Use Standard soap & water only 

D2000 Solid Color


	Prosoco Cleaner	MEK Solvent
Permanent Marker	<input checked="" type="checkbox"/>	<input checked="" type="checkbox"/>
Oil Based Spray Paint	<input checked="" type="checkbox"/>	<input checked="" type="checkbox"/>
Water Based Spray Paint	<input checked="" type="checkbox"/>	<input checked="" type="checkbox"/>
Adhesive Tape	<input checked="" type="checkbox"/>	<input checked="" type="checkbox"/>

 MEK Solvent
 Prosoco Anti-Graffiti Cleaner

SPECIAL ORDER - EXT. LEAD TIMES CONTACT LB

Anti-Graffiti High Gloss Woodgrain

	MEK Solvent
Permanent Marker	<input checked="" type="checkbox"/>
Oil Based Spray Paint	<input checked="" type="checkbox"/>
Water Based Spray Paint	<input checked="" type="checkbox"/>
Adhesive Tape	<input checked="" type="checkbox"/>

 MEK Solvent

Note: Cleaning the surface with a cleanser that is not diluted as per instructions, may result in damage to the coating.



Precautions

- Never use aggressive acid or alkaline cleaners on Longboard finishes
- DO NOT use cleaners containing Tri-Sodium Phosphate, Phosphoric Acid, Hydrochloric Acid, Hydrofluoric Acid, fluorides, or any other compound that is known to react with metal
- Always follow the cleaner's instructions for dilution. Cleaning the surface with a cleanser that is not diluted may result in damage to the coating
- Always do a test patch before cleaning in large sections
- DO NOT clean Longboard in freezing temperatures as this may cause the aluminum to react
- When cleaning other surfaces of the building be cautious of the cleaner dripping onto your Longboard products as it may affect the surface finish. For example, if you are cleaning your windows with a highly acidic substance, you would do not want this to drip onto the Longboard products
- DO NOT use repetitive and abrasive pressure when scrubbing stains as it may wear down the finish at an accelerated rate
- Under no circumstances should strong solvents such as thinners or solutions containing chlorinated hydrocarbons, esters or ketones be used. Similarly, avoid abrasive cleaners or cutting compounds.



Maintenance Records

Refer to clause 4.12 in the Longboard Pinnacle Warranty documents for maintenance requirements.

Date	Time	Cleaning Product Used	Maintenance Serviced By			Observed condition of the LB product surface finish
			Company Name	Name of person	Title of person	