

# ICC-ES Evaluation Report

**ESR-4184**

Reissued April 2024



This report also contains:

Subject to renewal April 2025

- CBC Supplement
- FBC Supplement
- LABC Supplement

ICC-ES Evaluation Reports are not to be construed as representing aesthetics or any other attributes not specifically addressed, nor are they to be construed as an endorsement of the subject of the report or a recommendation for its use. There is no warranty by ICC Evaluation Service, LLC, express or implied, as to any finding or other matter in this report, or as to any product covered by the report.

Copyright © 2024 ICC Evaluation Service, LLC. All rights reserved.

<p><b>DIVISION: 09 00 00— FINISHES</b></p> <p><b>Section: 09 54 00— Specialty Ceilings</b></p> <p><b>Section: 09 54 23— Linear Metal Ceilings</b></p>	<p><b>REPORT HOLDER:</b></p> <p><b>LONGBOARD ARCHITECTURAL PRODUCTS INC</b></p>  <p><b>LONGBOARD®</b> INSPIRING ARCHITECTURE</p>	<p><b>EVALUATION SUBJECT:</b></p> <p><b>LONGBOARD CEILING SYSTEM</b></p>	
---	---	--	---

## 1.0 EVALUATION SCOPE

**Compliance with the following codes:**

- 2021, 2018 and 2015 [International Building Code® \(IBC\)](#)

For evaluation for compliance with code adopted by the [Los Angeles Department of Building and Safety \(LADBS\)](#), see [ESR-4184 LABC Supplement](#).

**Properties evaluated:**

- Surface-burning characteristics
- Noncombustibility

## 2.0 USES

The Longboard Ceiling System is used as a decorative material in accordance with IBC Section 806 or as an interior finish in accordance with Section 803 in buildings of any type construction.

## 3.0 DESCRIPTION

### 3.1 General:

The Longboard Ceiling System is made up of rectangular aluminum members (beams) which have a powder coating, suspended from overhead to create an overhead architectural decorative effect. The system consists of beams, angle sections, hanger sections and carrier rails. See [Figure 1A](#) and [1B](#).

### 3.2 Beams:

The beams are aluminum members fabricated from 6063 T5 aluminum. They are noncombustible in accordance with ASTM E136. With the powder coating applied, they have a flame spread index of less than 25 and a smoke-developed index of less than 450 when tested in accordance with ASTM E2768 (including E84). The beams with the coating applied are composite materials in accordance with 2021 IBC Section 703.3 (2018 and 2015 IBC Section 703.5.2) and are acceptable as noncombustible materials. The beams with coating also meet the requirements for a Class A interior finish in accordance with 2021 and 2018 IBC Section 803.1.2 (2015 IBC Section 803.1.1). The members are available with dimensions of 6 inches (152 mm) deep by 1.61 inches (41 mm) wide with a weight of 1.61 pounds per lineal foot (2.4 kg/m) and 4 inches (102 mm) deep by 1.61 inches (41 mm) wide with a weight of 1.23 pounds per lineal foot (1.8 kg/m). The sections are available in lengths up to 24 feet (7315 mm). End caps are provided for each beam. The powder coated finish is available in various colors including those giving the aluminum section the appearance of wood. See [Figure 2](#) for beam cross-sections.

### 3.3 Angle Bracket:

The angle bracket is 1<sup>1</sup>/<sub>4</sub>-inch-by-1<sup>1</sup>/<sub>4</sub>-inch-by-<sup>3</sup>/<sub>16</sub>-inch thick-by-1-inch-long (32 mm x 32 mm x 5 mm x 25 mm) and is fabricated from 6063 T5 aluminum. See [Figure 2](#) for the angle cross-section.

### 3.4 Ceiling Hanger Track:

The ceiling hanger track is an “S” shaped section 3-inches-high-by-1<sup>1</sup>/<sub>2</sub>-inches-wide-by-<sup>5</sup>/<sub>64</sub>-inch-thick (76 mm x 38 mm x 2 mm) and is fabricated from 6063 T5 aluminum. It has a weight of 0.96 pounds per lineal foot (1.4 Kg/m). See [Figure 2](#) for the track cross-section.

### 3.5 Ceiling Carrier Rail:

The ceiling carrier rail comes in single or double configuration and is fabricated from 6063-T5 aluminum. The single carrier has a weight of 0.733 pounds per lineal foot (1.09 kg/m). The double carrier has a weight of 1.189 pounds per lineal foot (1.77 kg/m). See [Figure 2](#) for single and double carrier rails.

## 4.0 INSTALLATION

The Longboard Ceiling System must be installed in accordance with the IBC Section 806.1 (Items 3 & 4), this report, and the manufacturer's published installation instructions.

The cables/wires or rods used to support the system from the structure above, including the attachments of cables/wires or rods to the system, are provided by others and are outside the scope of this report.

## 5.0 CONDITIONS OF USE:

The Longboard Ceiling System described in this report complies with, or is a suitable alternative to what is specified in, those codes listed in Section 1.0 of this report, subject to the following conditions:

- 5.1 Installation must comply with the requirements of the applicable code, this report and the manufacturer's published installation instructions. In the event of conflict between this report and the manufacturer's published installation instructions, this report governs.
- 5.2 Design of the support for the Longboard Ceiling System, including hanger and carrier rail, cables/wires or rods used to support the system, and attachment of the hanger to the system, connections between hanger and cables/wires or rods, attachment between cables/wires or rods to the supporting structure above, is outside the scope of this report.
- 5.3 Complete construction documents and calculations verifying compliance with applicable code provisions and this report must be submitted to the code official for each project. The calculations and construction documents must be prepared and sealed by a registered design professional where required by the statutes of the jurisdiction in which the project is to be constructed.
- 5.4 The Longboard Ceiling System components are manufactured under a quality control system with inspections by ICC-ES.

## 6.0 EVIDENCE SUBMITTED

- 6.1 Manufacturer's descriptive literature and published installation instructions.
- 6.2 Data in accordance with ASTM E2768 (includes ASTM E84). Data in accordance with ASTM E136.
- 6.3 Quality documentation in accordance with [ICC-ES Acceptance Criteria for Quality Documentation \(AC10\)](#).

## 7.0 IDENTIFICATION

- 7.1 The ICC-ES mark of conformity, electronic labeling, or the evaluation report number (ICC-ES ESR-4184) along with the name, registered trademark, or registered logo of the report holder must be included in the product label.
- 7.2 In addition, each bundle of the ceiling system material described in this report is identified with a label that contains the manufacturer's name, and the profile code.
- 7.3 The report holder's contact information is the following:

**LONGBOARD ARCHITECTURAL PRODUCTS INC**  
**#120-1777 CLEARBROOK ROAD**  
**ABBOTSFORD, BRITISH COLUMBIA V2T 5X5**  
**CANADA**  
**(604) 607-6630**  
[www.longboardproducts.com](http://www.longboardproducts.com)  
[info@longboardproducts.com](mailto:info@longboardproducts.com)

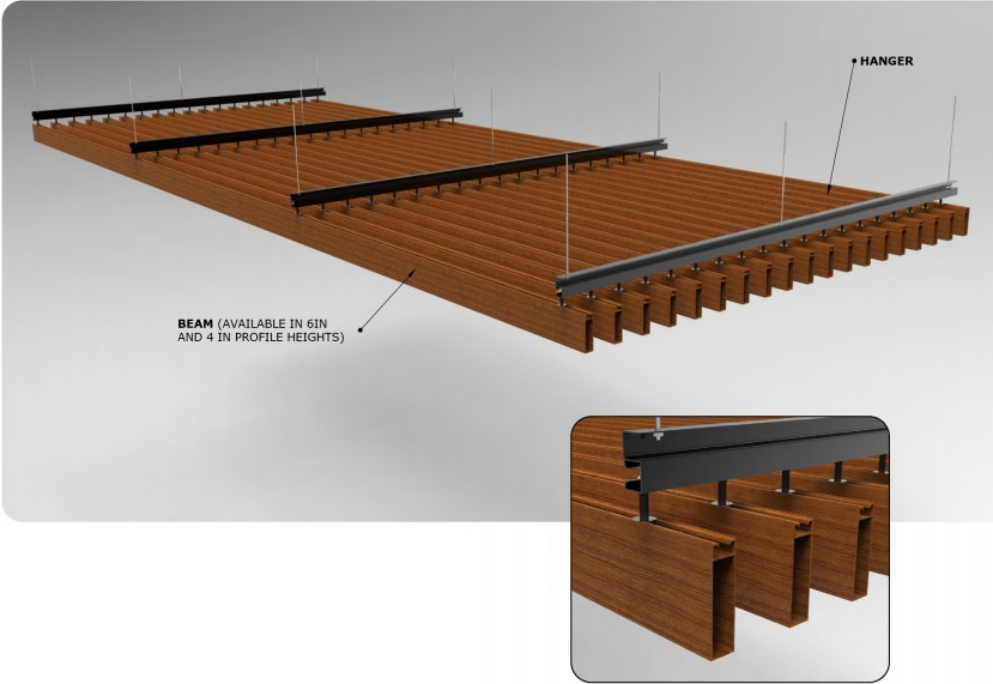


FIGURE 1A—LONGBOARD CEILING SYSTEM WITH CEILING HANGER TRACK




FIGURE 1B—LONGBOARD CEILING SYSTEM WITH CARRIER RAIL

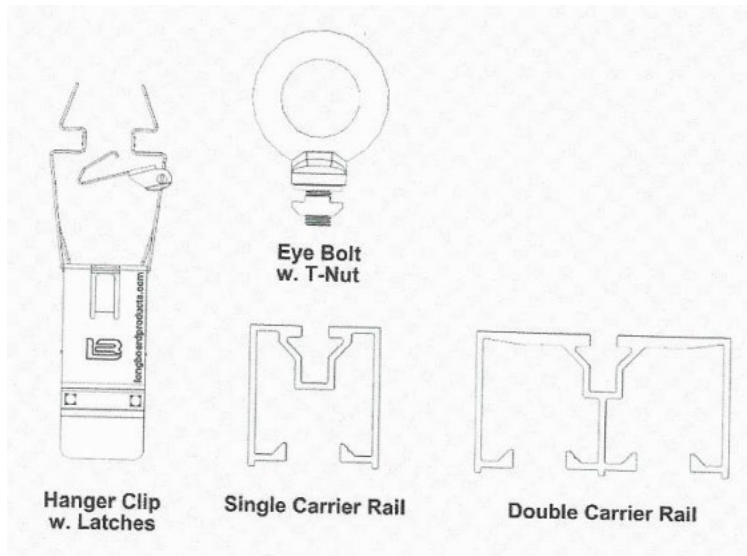
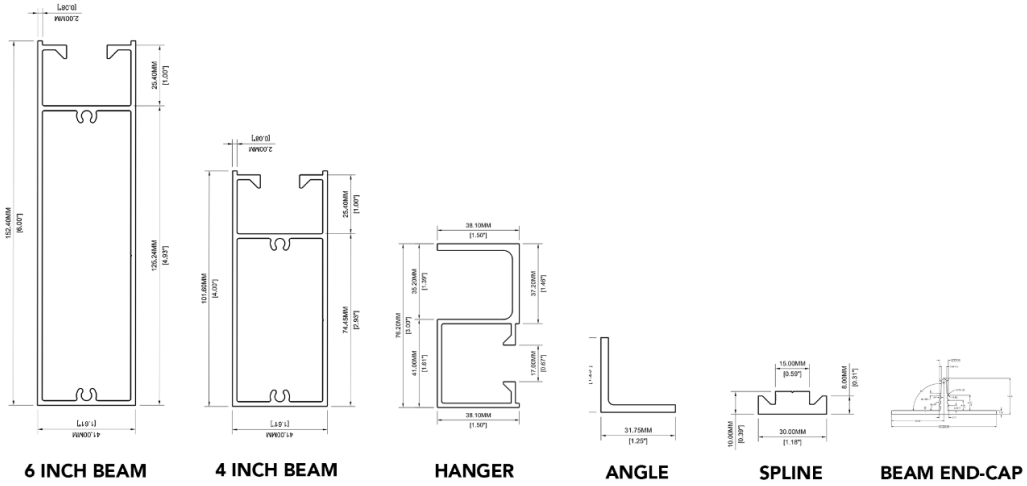


FIGURE 2—SYSTEM PROFILES AND COMPONENTS

DIVISION: 09 00 00—FINISHES  
Section: 09 54 00—Specialty Ceilings  
Section: 09 54 23—Linear Metal Ceilings

**REPORT HOLDER:**

LONGBOARD ARCHITECTURAL PRODUCTS INC.

**EVALUATION SUBJECT:**

LONGBOARD CEILING SYSTEM

**1.0 REPORT PURPOSE AND SCOPE****Purpose:**

The purpose of this evaluation report supplement is to indicate that Longboard Ceiling System, described in ICC-ES evaluation report [ESR-4184](#), has also been evaluated for compliance with the code noted below as adopted by the Los Angeles Department of Building and Safety (LADBS).

**Applicable code edition:**

2023 City of Los Angeles Building Code (LABC)

**2.0 CONCLUSIONS**

The Longboard Ceiling System, described in Sections 2.0 through 7.0 of the evaluation report [ESR-4184](#), complies with the LABC Sections 703.3, 803.1.2 and 806, and is subjected to the conditions of use described in this supplement.

**3.0 CONDITIONS OF USE**

The Longboard Ceiling System, described in this evaluation report must comply with all of the following conditions:

- All applicable sections in the evaluation report [ESR-4184](#).
- The design, installation, conditions of use and identification are in accordance with the 2021 *International Building Code*® (IBC) provisions noted in the evaluation report [ESR-4184](#).
- The design, installation and inspection are in accordance with additional requirements of LABC Chapters 16 and 17, as applicable.

This supplement expires concurrently with the evaluation report, reissued April 2024.

DIVISION: 09 00 00—FINISHES  
Section: 09 54 00—Specialty Ceilings  
Section: 09 54 23—Linear Metal Ceilings

**REPORT HOLDER:**

LONGBOARD ARCHITECTURAL PRODUCTS INC.

**EVALUATION SUBJECT:**

LONGBOARD CEILING SYSTEM

**1.0 REPORT PURPOSE AND SCOPE****Purpose:**

The purpose of this evaluation report supplement is to indicate that Longboard Ceiling System, described in ICC-ES evaluation report ESR-4184, has also been evaluated for compliance with Sections 703.3, 803.1.2 and 806 of the code noted below.

**Applicable code edition:**

2022 *California Building Code* (CBC)

For evaluation of applicable Chapters adopted by the California Office of Statewide Health Planning and Development (OSHPD) AKA: California Department of Health Care Access and Information (HCAI) and the Division of State Architect (DSA), see Sections 2.1 and 2.2 below.

**2.0 CONCLUSIONS**

The Longboard Ceiling System, described in Sections 2.0 through 7.0 of the evaluation report ESR-4184, complies with CBC Sections 703.3, 803.1.2 and 806, provided the design and installation are in accordance with the 2021 *International Building Code*® (IBC) provisions noted in the evaluation report.

**2.1 OSHPD:**

The applicable OSHPD Sections and Chapters of the CBC are beyond the scope of this supplement.

**2.2 DSA:**

The applicable DSA Sections and Chapters of the CBC are beyond the scope of this supplement.

This supplement expires concurrently with the evaluation report, reissued April 2024.

DIVISION: 09 00 00—FINISHES  
Section: 09 54 00—Specialty Ceilings  
Section: 09 54 23—Linear Metal Ceilings

**REPORT HOLDER:**

LONGBOARD ARCHITECTURAL PRODUCTS INC

**EVALUATION SUBJECT:**

LONGBOARD CEILING SYSTEM

**1.0 REPORT PURPOSE AND SCOPE****Purpose:**

The purpose of this evaluation report supplement is to indicate that Longboard Ceiling System, described in ICC-ES evaluation report ESR-4184, has also been evaluated for compliance with the codes noted below.

**Applicable code edition:**

2020 *Florida Building Code—Building*

**2.0 CONCLUSIONS**

The Longboard Ceiling System, described in Sections 2.0 through 7.0 of the evaluation report ESR-4184, complies with the *Florida Building Code—Building*. The design requirements must be determined in accordance with the Florida Building Code-Building. The installation requirements noted in ICC-ES evaluation report ESR-4184 for the 2018 *International Building Code*® (IBC) meet the requirements of the Florida Building Code-Building.

Use of the Longboard Ceiling System has also been found to be in compliance with the High-Velocity Hurricane Zone provisions of the *Florida Building Code—Building*.

For products falling under Florida Rule 61G20-3, verification that the report holder's quality assurance program is audited by a quality assurance entity approved by the Florida Building Commission for the type of inspections being conducted is the responsibility of an approved validation entity (or the code official when the report holder does not possess an approval by the Commission).

This supplement expires concurrently with the evaluation report, reissued April 2024.