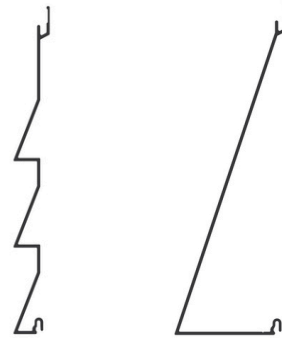



TEXTURED WALLS

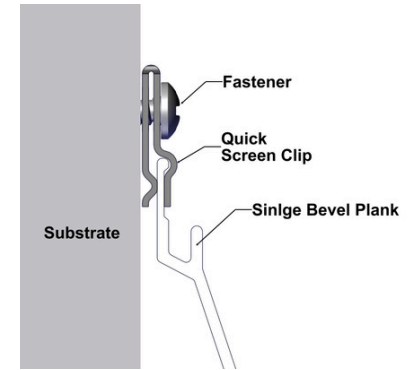
BEVEL

TYPICAL ISOMETRIC



6" Triple Bevel

6" Single Bevel



COMPONENTS - Standard Lengths: 12'

Traditional: 3" Smooth Corner, Starter Strip, 2" Corner Set, 1-3/8" Two Piece J-Track.

FINISHES

Solid colors, specialty colors, custom solid color matching (for woodgrains contact Longboard, additional lead times may apply)

ATTACHMENT

Planks: Quick-screen clips w. #10 screws* @ 16" o.c. (standard).

Quick-screen clips included.

Trims: hard fasten w. #10 screws* @ 16" o.c. *Screws not included.

BIM & CAD

RVT & DWG files available, see website for details

LEAD TIME

Most Popular Finishes

-ready to ship within 1 week

Additional Finishes

-ready to ship within 14 weeks

PROFILES

Single Bevel: 6"

Triple Bevel: 6"

Standard Lengths: 24'

TECHNICAL SPECIFICATIONS

PHYSICAL DATA

6063-T5 Extruded Aluminum

100% Recyclable

Warranty: Finish:15 year (standard)/20 year* (ultra) (*10 week lead time);

Aluminum: 50 year

Weight (lbs/sqft): ~1.5



Fire Rating: Class A Non-Combustible by ASTM E136 & ASTM E84 ; A2-s1,d0 by EN 13501-1



Light Reflectance: 5% (Black) up to 73.2% (Ultra White)



info@longboardproducts.com

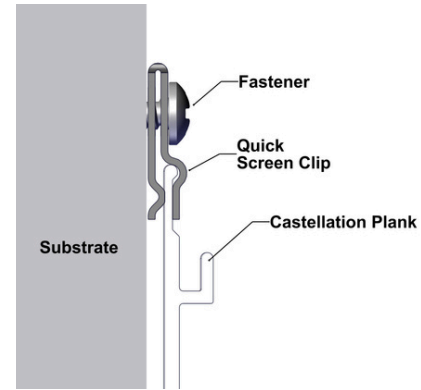
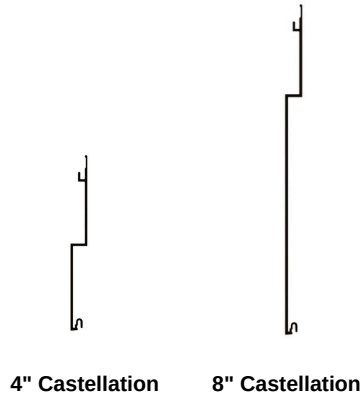
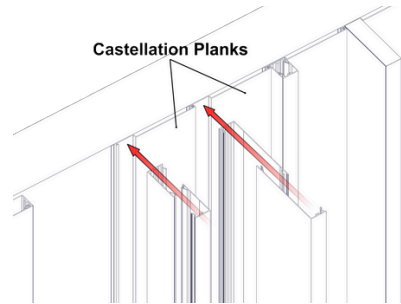
longboardproducts.com

800 604 0343

TEXTURED WALLS

CASTELLATION

TYPICAL ISOMETRIC



U-Shim

COMPONENTS - Standard Lengths: 12'

Traditional: Starter Strip, 2" Corner Set, 1-3/8" Two Piece J-Track, 1-3/8" Termination Set, Compression Joint (24"), 1-1/2" Flat Reveal Set, 1-1/2" U-Reveal Set, 1-1/2" T&G U-Reveal

Craftsman: 3/4" Inside Corner, 1" Outside Corner, 3/4" U-Reveal Set, 3/4" T&G U-Reveal

Precision: 5/8" Starter J-Track, 3/16" Outside Corner, 5/8" J-Track, 5/8" Two Piece J-Track, 5/8" Termination Set, 1/2" Flat Reveal, 1/2" T&G Flat Reveal

FINISHES

Woodgrains, solid color, naturally aged metal, custom solid color matching (additional lead times apply)

To be covered by warranty regarding standing water, the planks shall be installed vertically as per Clause 4.4 of the Pinnacle Warranty Document.

BIM & CAD

RVT & DWG files available, see website for details

LEAD TIME

Most Popular Finishes

-ready to ship within 1 week

Additional Finishes

-ready to ship within 14 weeks

PROFILES

Castellation: 4", 8"
Standard Lengths: 24'
96 SQ FT/box

ATTACHMENT

Planks: Quick-screen clips w. #10 screws* @ 16" o.c. (standard).

Quick-screen clips included: 135 pcs/4" box, 90 pcs/6" box.

Trims: hard fasten w. #10 screws* @ 16" o.c. *Screws not included.

U-Shims: used for Castellation w. L&L (Sold separately)

TECHNICAL SPECIFICATIONS

PHYSICAL DATA

6063-T5 Extruded Aluminum

100% Recyclable

Warranty: Finish:15 year (standard)/20 year* (ultra) (*10 week lead time);

Aluminum: 50 year

Weight (lbs/sqft): ~1.5

TESTING

ICC-ESR 4182 Evaluation Report - Division: 07 00 00 Thermal and Moisture Protection Section: 07 46 00 - Siding

AAMA 509 Rainscreen: W1, V2

LARR - Los Angeles Department of Building Safety (LADBS) accepts ICC-ES reports as proof of compliance

WUI (The Wildland-Urban Interface) – California Department of Forestry & Fire Protection Office of the State Fire Marshal Listing No. 8140-2286:0500



info@longboardproducts.com
longboardproducts.com
800 604 0343



Fire Rating: Class A Non-Combustible by ASTM E136 & ASTM E84 ; A2-s1,d0 by EN 13501-1



Light Reflectance: 5% (Black) up to 73.2% (Ultra White)



Wind load: Up to 121 psf (5794 Pa) TAS 202, TAS 203