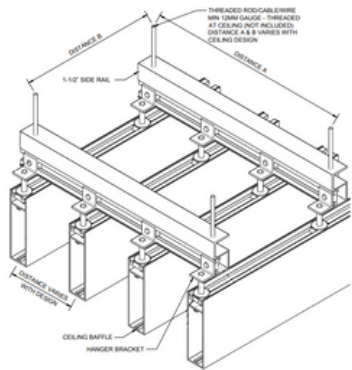


DAUNTLESS CURVE

CEILING SYSTEM

TYPICAL ISOMETRICS



PROFILES

1-5/8" X 4" & 6" - Standard Lengths: 24'

COMPONENTS

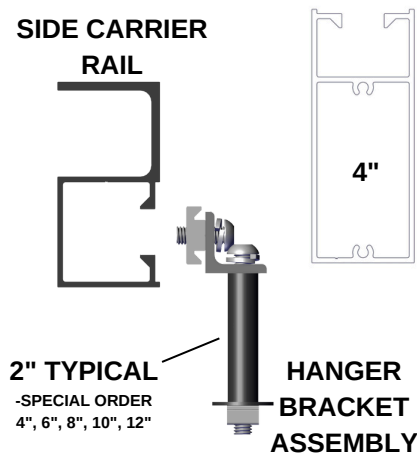
1-1/2" Rail - Standard Lengths: 24'
Baffle Snap Cap - Standard Lengths: 12'
Hanger Bracket, Baffle End Cap, Baffle Spline - Units (1pc)

FINISHES

Woodgrains, solid colors, naturally aged metals, special order. Custom solid color matching available (additional lead times apply).

DCIC_IS_RB_V3

SIDE CARRIER RAIL



ATTACHMENT

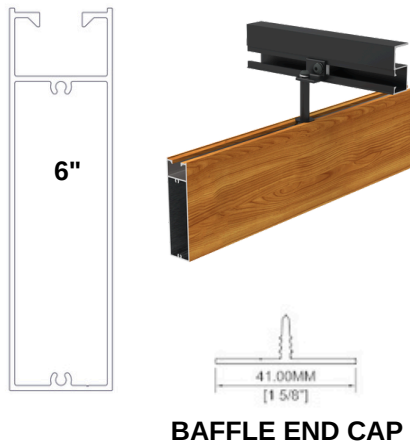
Rail spacings to be calculated by design team to suit layout and project requirements, suspended from structure above (by others) *refer to submittal package for load calculation data
1-1/2" Rail - Standard Lengths: 24'
Hanger Bracket, Baffle End Cap, Baffle Spline - Units (1pc)

BIM & CAD

RVT & DWG files available, see website for details

LEAD TIME

Most Popular Finishes
-ready to ship within 1 week
Additional Finishes
-ready to ship within 14 weeks



TECHNICAL SPECIFICATIONS

PHYSICAL DATA

6063-T5 Extruded Aluminum
100% Recyclable
Warranty: Finish:15 year (standard)/20 year* (ultra) (*10 week lead time);
Aluminum: 50 year
Baffle Weight (lbs/lf): 1.2 (4"); 1.6 (6")

TESTING

ICC-ESR 4184 Evaluation Report - Division: 05 00 00 - METALS
• Section: 05 50 00 - Metal Fabrications
CAN/ULC S102
CAN/ULC S114

LARR - Los Angeles Department of Building Safety (LADBS) accepts ICC-ES reports as proof of compliance

Florida Product Code: FL20075



Fire Rating: Class A Non-Combustible by ASTM E136 & ASTM E84



Acoustical Rating with insulation: NRC up to 0.79



Light reflectance (LRV): Up to 73.2% (Ultra White)



info@longboardproducts.com
longboardproducts.com
800 604 0343