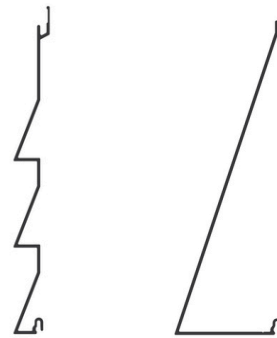



TEXTURED WALLS

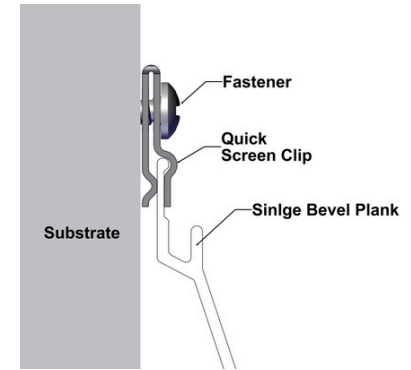
BEVEL

TYPICAL ISOMETRIC



6" Triple Bevel

6" Single Bevel



COMPONENTS - Standard Lengths: 12'

Traditional: 3" Smooth Corner, Starter Strip, 2" Corner Set, 1-3/8" Two Piece J-Track.

FINISHES

Solid colors, specialty colors, custom solid color matching (for woodgrains contact Longboard, additional lead times may apply)

ATTACHMENT

Planks: Quick-screen clips w. #10 screws* @ 32" o.c. (standard).

Quick-screen clips included.

Trims: hard fasten w. #10 screws* @ 16" o.c. *Screws not included.

BIM & CAD

RVT & DWG files available, see website for details

LEAD TIME

Most Popular Finishes

-ready to ship within 1 week

Additional Finishes

-ready to ship within 14 weeks

Profiles - Standard Lengths: 24'

Single Bevel: 6"

48 SQ FT/box (4/24's)

w. 45 Quick-screen Clips

Triple Bevel: 6"

96 SQ FT/box (8/24's)

w. 90 Quick-screen Clips

TECHNICAL SPECIFICATIONS

PHYSICAL DATA

6063-T5 Extruded Aluminum

100% Recyclable

Warranty: Finish:15 year (standard)/20 year* (ultra) (*10 week lead time);

Aluminum: 50 year

Weight (lbs/sqft): ~1.5



Fire Rating: Class A Non-Combustible by ASTM E136 & ASTM E84 ; A2-s1,d0 by EN 13501-1



Light Reflectance: 5% (Black) up to 73.2% (Ultra White)



info@longboardproducts.com

longboardproducts.com

800 604 0343